

# Starscoop™ Range

Installation guide for commercial LED display lights



## Warnings & Cautions

- To avoid electric shock, serious injury or property damage, isolate power before installing, removing or installing the product.
- It is recommended that luminaires are installed by a qualified electrician and the installation complies with the local current wiring regulations.
- It may be necessary to upgrade your MCBs to allow for increased inrush current.
- Any broken or damaged parts should be replaced as soon as possible. JCC will not accept responsibility for claims arising from sub-standard installations; which will void the warranty.
- These products are designed for connection to a 220-240V~ 50/60Hz.
- This product is for indoor use only.

## INSTALLATION

ENGLISH

### Specifications Ra: 80 to 85

20W*	Round
Luminous Flux	2020
Efficacy	101LpcW
Colour Temp (K)	4000K
35W*	Round
Luminous Flux	3400
Efficacy	97LpcW
Colour Temp (K)	4000K
40W	Linear
Colour Temp (K)	4000K

\*Available finishes: Black(BLK) or White(WH)

Fig.1a Cut Out Size

20W	35W	40W
Ø120-130MM	Ø165-170MM	L 220-W 130MM

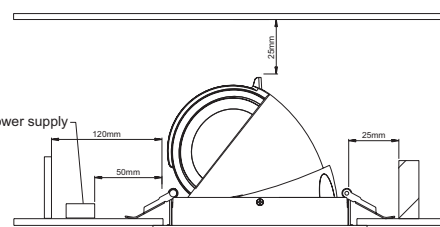


Fig.1b

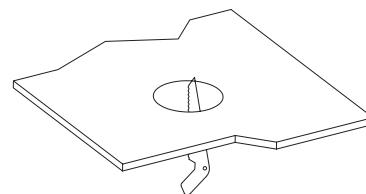


Fig.2b

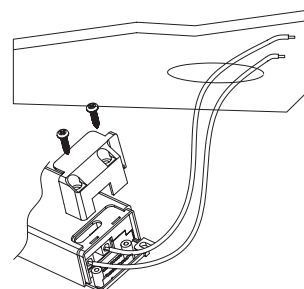
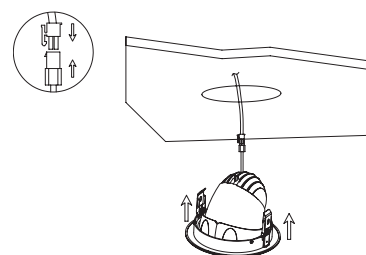
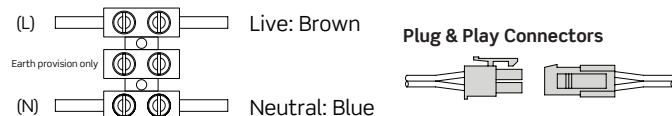


Fig.3



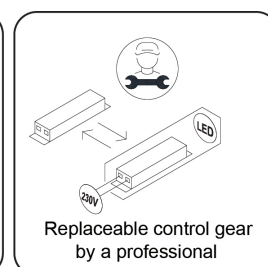
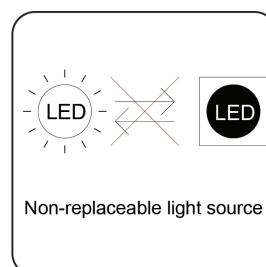
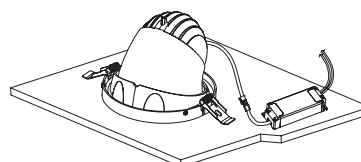
### 220-240V 50/60Hz / Class II □

Fig.2a Mains Input Cable



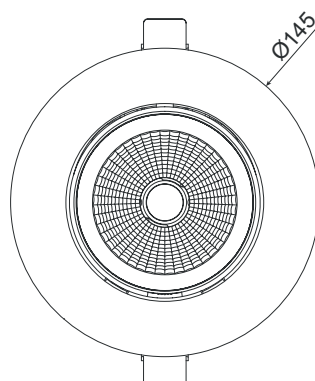
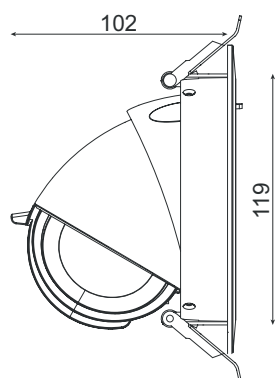
## Installation

- Cut the mounting hole in the ceiling. (JCC recommends that a sample hole is cut in a section of spare material to familiarize yourself with the process) see Fig.1a & Fig.1b.
- Connect the mains supply as indicated in Fig.2a & Fig.2b.
- Place fitting into ceiling void (Fig.3).
- Reconnect mains power supply and test for operation.

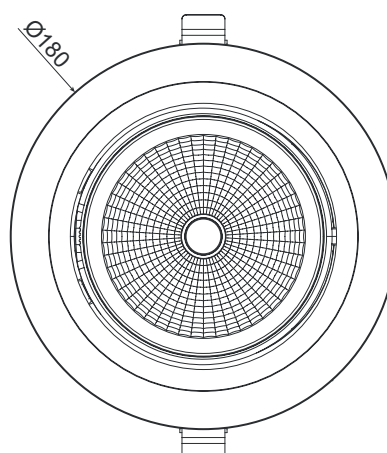
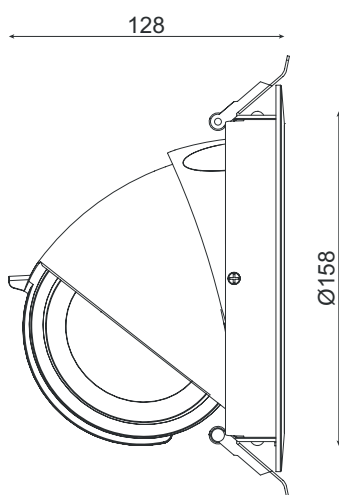


## Profile & Dimensions

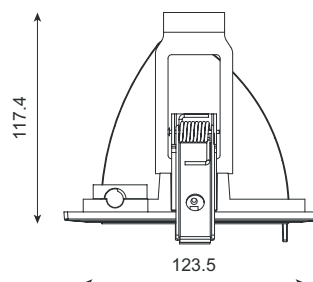
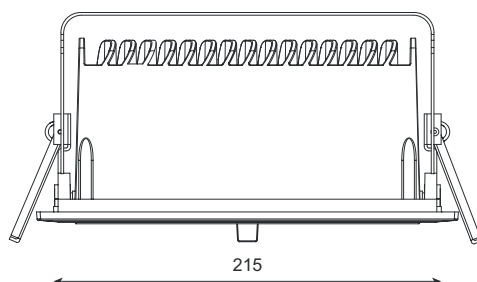
20W



35W



40W



All dimensions in millimetres

You can help protect the environment. Please remember to respect the local regulations: hand in the non-working electrical equipment to an appropriate waste disposal centre. The packaging material is recyclable. Dispose of the packaging in an environmentally friendly manner and make it available for the recyclable material collection service.

### Important warranty information

This product is supported by a 2-year standard warranty which will extend to 5-years if registered within the first year of purchase. Please register at [jcc.co.uk/warranty](http://jcc.co.uk/warranty) (Terms and conditions apply).

The installer will be asked to provide the following information, which is detailed on a label attached to the luminaire's chassis:  
Product Code/Date Code.

BS EN ISO9001 - 2015 - Registered Firm Certificate No. GB 1552

JCC Lighting Products Ltd. Innovation Centre, Beeding Close, Southern Cross Trading Estate, Bognor Regis, West Sussex, PO22 9TS, United Kingdom

**Technical Support: +44(0)1243 838986 Customer Services: +44(0)1243 838999**